


# ACE-4520C/T/V

200 W 24V/48V/12V DC input 1U ATX Power Supply



**High power capacity 200W in 1U size !!**  
**Meets ATX revision 2.0 with 20+4-pin ATX power and SATA**




## Features

1. High efficiency
2. Low ripple & noise
3. Output overvoltage protection
4. Short circuit protection on all output
5. 100% burn-in under high ambient temperature (50°C)
6. Vacuum-impregnated transformer
7. MTBF: 100K hours at 25°C
8. 100% Hi-pot tested
9. Line input fuse protection

## Specifications

Input	Voltage	ACE-4520C : 18 ~ 36 VDC Input ACE-4520T : 36 ~ 72 VDC Input ACT-4520V : 9 ~ 18 VDC Input		
	Input Current	ACE-4520C : 15 A(RMS) @ -24 VDC ACE-4520T : 7.5 A(RMS) @ -48 VDC ACT-4520V : 30 A(RMS) @ -12 VDC		
	Inrush Current	ACE-4520C : 100 A Max for -24 VDC ACE-4520T : 100 A Max for -48 VDC ACT-4520V : 100 A Max for -12 VDC		
Output	Voltage	Min.load	Max.load	Ripple & Noise
	+5 V	1 A	12 A	50 mV P-P
	+12 V	0.5 A	15.4 A	120 mV P-P
	-12 V	0 A	0.5 A	120 mV P-P
	+3.3 V	0 A	12 A	50 mV P-P
	+5 Vsb	0 A	2 A	50 mV P-P
	+3.3V, +5V, +12V total current not exceed 184W			
Overvoltage protection	+5 V output 5.7 V ~ 6.5 V			
	+12 V output 13.1 V ~ 14.5 V			
	+3.3 V output 3.7 V ~ 4.1 V			
	+5 V output 13.2 V ~ 18 V			
Over Circuit protection	+12 V output 17.6 V ~ 24 V			
	+3.3 V output 13.2 V ~ 18 V			
	+3.3 V, +5 V, +12 V Shut down and latch off			
Short Circuit protection	+3.3 V, +5 V, +12 V Shut down and latch off			
General Specification	Output rise time	20 ms Max.		
	Efficiency	78 %		
	MTBF	100,000 hours on max load at +25 °C		
	Temperature	Operating : 0 °C~ 50 °C		
		Storage : -20 °C~ 80 °C		
	Relative Humidity	5 % ~ 95 % RH non-condensing		
Output connector	20+4-pin ATX, 4-pin 12 V CPU, FDD, SATA and 2 x HDD			

### PICMG1.0 Form Factor Backplane

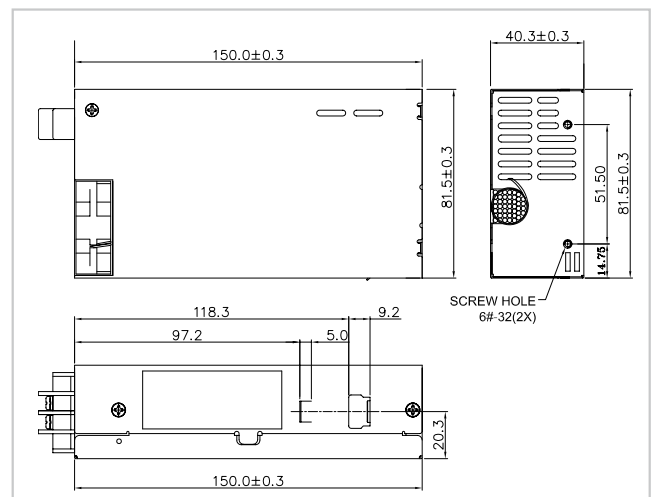


20+4 pin ATX power connector

### PICMG1.3 Form Factor Backplane PE-10S/6S



## Dimensions



## Ordering Information

Part No.	Description
ACE-4520C-RS	200W 24 V DC input 1U ATX Power Supply
ACE-4520T-RS	200W 48 V DC input 1U ATX Power Supply
ACE-4520V-RS	200W 12 V DC input 1U ATX Power Supply