

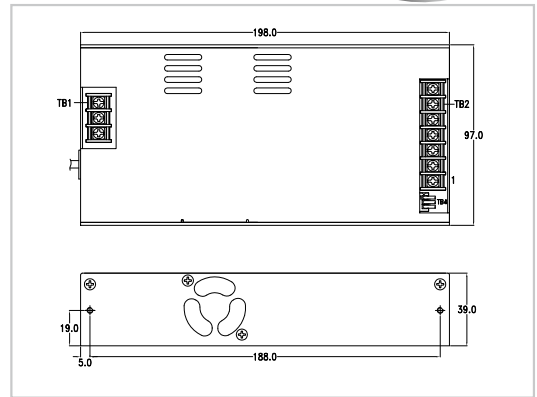
ACE-715VX/717CX 1U ATX 12V/24V DC Input

170W



Input Type	9 ~ 18VDC (ACE-715VX), 19 ~ -32VDC (ACE-717CX)					
Output Voltage	+3.3V	+5V	+12V	-5V	-12V	+5Vsb
ACE-715VX	6A	16A (1A min)	10A (1A min)		1A	1.5A
ACE-717CX	6A	8A (1A min)	8A (1A min)		0.5A	1A
Efficiency	70% (ACE-715VX), 75% (ACE-717CX)					
Temperature	Operating : 0°C ~ 70°C (-20 can be start up), Storage : -40°C ~ 75°C					
MTBF(hrs)	100,000					
Output Connector	5VSB & PS_ON cable					
Dimensions	198 x 97 x 39 mm					

Dimensions



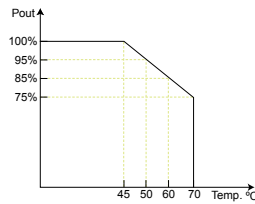
Optional 1	Embedded Solution	Optional 2	ATX Backplane Solution
	PN: CB-643EB-RS 30 cm DC cable to CPU card with 4-pin 12 V CPU, HDD and SATA connectors		PN: CB-717BP-RS 30 cm DC cable for ACE-715VX/717CX power to backplane, with 20-pin ATX, HDD and SATA connector

Ordering Information

Part No.	Description
ACE-715VX-RS	157W 12V DC input ATX Power Supply
ACE-717CX-RS	170W 24V DC input ATX Power Supply

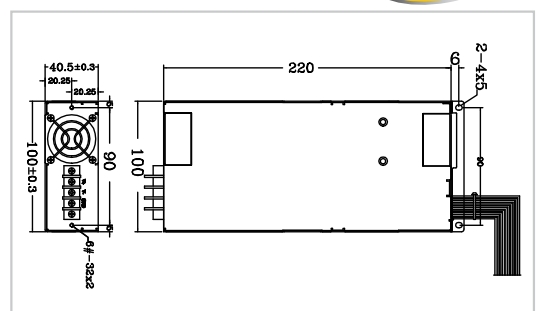
ACE-830CU1 300 W 24V DC input 1U ATX Power Supply

300W



Input Type	19 ~ 36VDC					
Input current	30A(RMS) @ 24VDC					
Output Voltage	+3.3V	+5V	+12V	-5V	-12V	+5Vsb
	20A	25A (3A min)	22A (1A min)	0.8A	1A	1.5A
	*+3.3V, +5V, total current not exceed 180W *+3.3V, +5V, +12V total current not exceed 296W					
Overvoltage protection	+5V output 5.74V ~ 7.0V, +12V output 13.4V ~ 15.6V					
Efficiency	70%					
Temperature	0°C ~ 50°C (Operating), -20°C ~ 80°C (Storage)					
Relative Humidity	10% ~ 90% RH non-condensing					
MTBF(hrs)	100,000					
Output Connector	20+4-pin ATX, 4-pin 12 V CPU, 5 V (P10), 2 x SATA and 3 x HDD					
Dimensions	220 x 100 x 40.5 mm					

Dimensions



Ordering Information

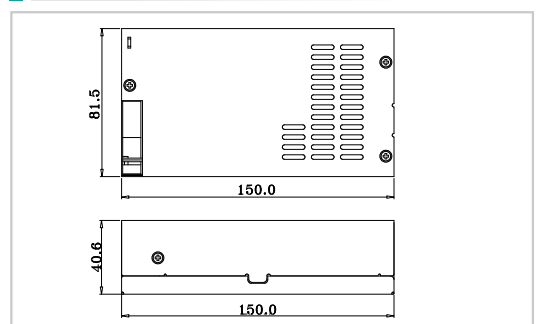
Part No.	Description
ACE-830CU1-RS-R20	300W 24V DC input 1U ATX Power Supply

ACE-815C/T 1U ATX 24V/48V DC Input



Input Type	18 ~ 32 VDC (ACE-815C), 36 ~ 72 VDC (ACE-815T)					
Output Voltage	+3.3 V	+5 V	+12 V	-5 V	-12 V	+5 Vsb
ACE-815C	4 A	13 A	2.5 A		0.3 A	1.5 A
ACE-815T	10 A	14 A	4.2 A	0.3 A	0.3 A	2 A
Efficiency	65 %					
Temperature	0°C~ 50°C (Operating), -20°C~ 80°C (Storage)					
MTBF(hrs)	100,000					
Output Connector	20-pin ATX, FDD and 3 x HDD					
Dimensions	150 x 81.5 x 40.5 mm					

Dimensions



Ordering Information

Part No.	Description
ACE-815C-RS	100 W 24 V DC input 1U ATX Power Supply
ACE-815T-RS	150 W 48 V DC input 1U ATX Power Supply

1 Industrial Computing Solutions

2 Embedded Computing Solutions

3 Industrial Data Collector and Controller

4 Video Capture Solutions

5 I/O Communication Solutions

6 Panel Solutions

7 ORing Network Communication

8 Power Supply/Peripherals