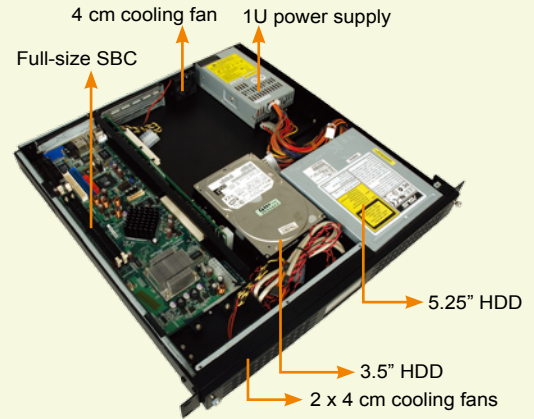



RACK-1150G/1150G-PE 1U Full-size Rackmount Chassis



CD-ROM, and HDD are not included in package.

Features

- ◆ RoHS compliant design
- ◆ Two front-accessible USB ports
- ◆ One 5.25" drive bay
- ◆ One 3.5" internal hard drive bay
- ◆ Three, 4 cm cooling fans

Specifications

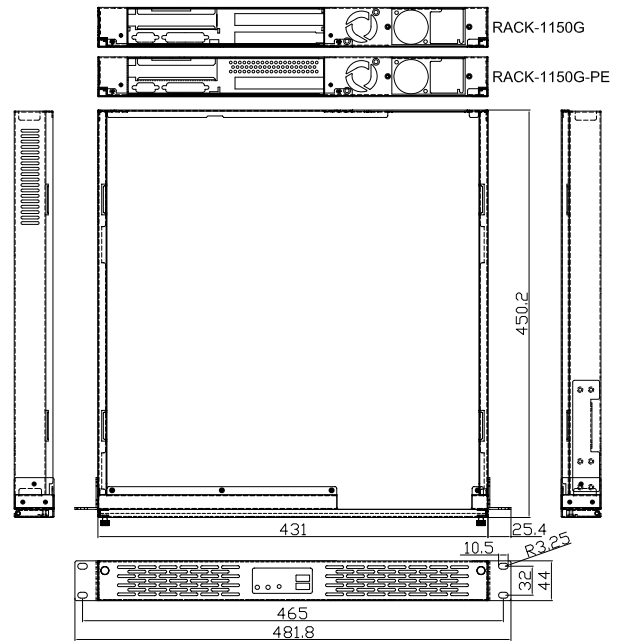
◆ Construction	Heavy duty metal
◆ SBC Form Factor	Full-size, slot CPU card
◆ Drive Bays	1 x 5.25" 1 x 3.5" HDD (internal)
◆ Cooling Fans	3 x 4 cm
◆ I/O Ports	2 x USB
◆ I/O Openings	1 x COM, 1 x LPT
◆ Expansion Slots	3 slots / 2 slots(PE)
◆ Indicators	Power, HDD
◆ Buttons	Power switch, reset button
◆ Operating Temperature	0°C~50°C
◆ Operation Humidity	10% ~ 90%
◆ Color	B: Black
◆ Weight (Net/Gross)	7.5 kg / 9.5 kg
◆ Dimensions (DxWxH)	449 mm x 431 mm x 44 mm

RACK-1150G and RACK-1151G can support processors with a maximum TDP of 31 W only.

Ordering Information

Part No.	Description
RACK-1150GB/ ACE-4518AP/PCI-2SD2	1U 3-slot full size rackmount chassis, black, with ACE 4518AP-RS and PCI-2SD2-RS-R40, RoHS
RACK-1150GB-PE/ ACE-4518AP/PE-2SD1	1U 2-slot full size rackmount chassis for PICMG 1.3 backplane,Black,with ACE-4518AP and PE-2SD1-R10,RoHS
RACK-1150GB-PE/ ACE-4518AP/PE-2SD2	1U 2-slot full size rackmount chassis for PICMG 1.3 backplane,Black,with ACE-4518AP and PE-2SD2-R10,RoHS

Dimensions measurement units: millimeter



Backplane Options

Model No.	SBC Type	PCI	ISA	PCIe			PSU Connector
				x1	x4	x16	
PCI-2SD2-RS	PICMG 1.0	2	0	0	0	0	ATX
PE-2SD1	PICMG 1.3	0	0	0	0	1	ATX
PE-2SD2	PICMG 1.3	1	0	0	0	0	ATX

Adapting cable 32100-040600-RS is required when connecting PCI-2SD2-RS-R40 to a standard ATX supply.

* For RACK-1150G-PE

Power Supply Options

Type	Model No.	Watt
ATX	ACE-4518AP-RS	180W
	ACE-4525AP-RS	250W
	ACE-4520C-RS	200W

RACK-1150G can support single 1U height PSU, for more models of IEI PSU, please refer to section 8 or visit www.ieiworld.com.