

# IBX-700/800/900 Intel® Platform Book Size IPC

**Optional built-in Wireless LAN**



IBX-700

IBX-800

IBX-900

**Fanless**

**Mobile Dual Core**

**Performance Dual Core**



IBX-700/800/900 IPC is the dedicated design computer for IPC industry, Point-of-Sales business, automation, and gaming, surveillance. The book size IBX-700/800/900 can be easily integrated with any external devices in various business applications

## Features

- Offer wide range Intel® platform for different applications
- Complete I/O interface, such as Powered USB, Powered COM, PCI/PCIe slot for external devices connections
- CompactFlash® or 2.5"/ 3.5" SATA HDD as the storage device
- LAN or wireless LAN for networking
- Front drawing design chassis make it easy for maintenance
- Industrial-grade design perfect for long hours working
- IEI One Key Recovery solution allows you to create rapid OS backup and recovery



### KIOSK

The book size IBX series IPC is easy to build inside the kiosk. The fanless IBX-700 is ideal for the closed kiosk stand with less thermal issue



### Gaming/ Surveillance

PCIe 16x and PCIe 1x expansion slot for high performance graphic card and extra device



### Automation

IBX series IPC with the unique front drawing-out chassis design is ideal for easy maintenance. Moreover, the optional 9-36V DC input IPC adapt to more applications such as factory, mobile car or engineer vehicles

# Product Highlights

1  
Industrial Computing Solutions

STEP 1



Two steps easy upgrade and maintenance

2  
Embedded Computing Solutions

■ **Front draw-out chassis designed for easy maintenance**

For convenient maintenance, IBX PC introduces front drawing chassis and easy-to-fasten thumb screws. Simply remove the screws on the rear and pull the front panel, it is easy for maintenance anytime anywhere.



STEP 2

3  
Industrial Data Collector and Controller


■ **9-36V DC power supply**

IBX-700 offers optional 9-36V DC input. Factories and mobile environment such as cars and engineer vehicles usually both 12V DC and 24V DC as power source. The 9-36V power input can meet more application requirements.

4  
Video Capture Solutions

■ **PCI/ PCIe slot allows expansion**

IBX series IPC provides PCI/ PCIe slot for flexible expansion for different applications, such as video surveillance, banking security, and gaming.



**IDD-9364120A**

Wide Input Range: 9-36V DC  
Output: Max. 120W


5  
I/O Communication Solutions

Model	Riser Card Part No	PCI	PCIe x1	PCIe x16	PCIe Mini Card
IBX-700	PCIR-700-R10	1	N/A	N/A	1 (for WiFi)
	PCIER-700-R10	N/A	1	N/A	1 (for WiFi)
IBX-800	PCIR-800-R10	1	N/A	N/A	1 (for WiFi)
	PCIER-800-R10	N/A	1	N/A	1 (for WiFi)
IBX-900	PCIER-900-R10	N/A	1	1	1 (for WiFi)

6  
Panel Solutions




**High Speed PCIe x16 & PCIe x1 Expansion**



Surveillance

7  
ORing Network Communication

One PCIe x16, One PCIe x1, One PCI mini card



**High performance graphic card expandable**



Gaming

8  
Power Supply Peripherals

# Specifications (IBX-700/800/900)

Model Name		IBX-700-9153	IBX-800-9452	IBX-900-Q354	
Platform		Intel®	Intel®	Intel®	
Chassis	Color	White	White	White	
	Dimensions	309 x 300 x 75mm	309 x 330 x 85mm	309 x 350 x 95mm	
	System FAN	1 x 6cm	1 x 8cm	1 x 6cm	
	Chassis Construction	Heavy duty metal with plastic front panel	Heavy duty metal with plastic front panel	Heavy duty metal with plastic front panel	
Motherboard	Motherboard Model	System Board (POS-9153)	System Board (POS-9452)	System Board (POS-Q354)	
	M/B Size	System Board	System Board	System Board	
	Processor CPU	Intel® Celeron M 1.5GHz / 1MB L2 cache Processor 370	Intel® Core™ Duo 1.66GHz / 2MB L2 cache Processor T5500	Intel® Core™ 2 Duo 3.0GHz / 6MB L2 cache Processor E8400	
	Chipset	Intel® 915GM+ICH6M	Intel® 945GM+ICH7R	Intel® Q35+ICH9DO	
	System Memory	1GB DDR2 240pin (up to 2GB)	1GB DDR2 240pin (up to 4GB)	1GB DDR2 240pin (up to 4GB)	
	Storage	ODD	1 x 5.25" slim	1 x 5.25" slim	1 x 5.25" slim
Hard Drive		pre-install 1 x 2.5" 80G (up to 2 x 2.5")	pre-install 1 x 2.5" 80G (up to 2 x 2.5")	pre-install 1 x 3.5" 160G (up to 2 x 3.5")	
CompactFlash®		1	1	1	
PS2 (KB/MS)		1/1	1/1	1/1	
System Function	USB	4 + 1 x 12V powered USB	4 + 1 x 12V powered USB	6 + 1 x 12V powered USB	
	Ethernet	1 x GbE	1 x GbE	1 x GbE	
	RS-232	2 + 4 x 5V~12V powered COM	2 + 4 x 5V~12V powered COM	4 x 5V~12V powered COM	
	Digital I/O	2 x RJ12, (1 x DI / 1 x DO 12V DC output)	2 x RJ12, (1 x DI / 1 x DO 12V DC output)	2 x RJ12, (1 x DI / 1 x DO 12V DC output)	
	LPT	1	1	1	
	Display	1 x VGA	1 x VGA	1 x VGA	
	Resolution	2048 x 1536 @ 75Hz	2048 x 1536 @ 75Hz	2048 x 1536 @ 75Hz	
	Audio	1 x mic-in, 1 x spk-out	1 x mic-in, 1 x spk-out	1 x mic-in, 1 x spk-out	
	Wireless	1 x 802.11 b/g	1 x 802.11 b/g	1 x 802.11 b/g	
	Mini-PCIe/PCI	1 (Mini-PCIe)	1 (Mini-PCIe)	1 (Mini-PCIe)	
	Expansions	1	1	1	
	Power	Wide Range Power in	9~36VDC	90~264V AC	90~264V AC
		Power model	2 pin 12VDC in with 84W adaptor	ACE-A615A-RS 150W	ACE-A627A 270W
Reliability	Mounting	Desk top			
	Operating Temperature	0°C ~ 45°C			
	Operating Shock	Half sine wave 3G; 11ms 3axis			
	Operating Vibration	MIL-STD-810F 514.5C-1 / MIL-STD-810F 514.5C-2			
	Weight (Net/Gross)	3.6kg/5kg	4.3kg/5.7kg	5.1kg/6.5kg	
Certification	EMC/Safety	CE, FCC class B, CCC, UL	CE, FCC class B, CCC, UL	CE, FCC class B, CCC, UL	

## Options

	Part No.	Description
IBX-700	IBXCF-P9153-XPE	Windows® XP Embedded OS image for IBX-700-9153, with 1GB CF card
	IBXCF-P9153-WEPOS	Windows® WEPOS OS image for IBX-700-9153, with 1GB CF card
	PCIR-700-R10	Riser card for IBX-700 with one PCI and one PCIe mini card slot
	PCIER-700-R10	Riser card for IBX-700 with one PCIe x1 slot and one PCIe mini card slot
IBX-800	IBXCF-P9452-XPE	Windows® XP Embedded OS image for IBX-800-9452, with 1GB CF card
	IBXCF-P9452-WEPOS	Windows® WEPOS OS image for IBX-800-9452, with 1GB CF card
	PCIR-800-R10	Riser card for IBX-800 with one PCI slot and one PCIe mini card slot
	PCIER-800-R10	Riser card for IBX-800 with one PCIe x1 slot and one PCIe mini card slot
IBX-900	IBXCF-P9454-XPE	Windows® XP Embedded OS image for IBX-900-9454, with 1GB CF card
	IBXCF-P9454-WEPOS	Windows® WEPOS OS image for IBX-900-9454, with 1GB CF card
	IBXCF-Q354-XPE	Riser card for IBX-900 with one PCIe x16 slot, one PCIe x1 slot and one PCIe mini card slot
	IBXCF-Q354-WEPOS	Windows® WEPOS OS image for IBX-900-Q354, with 2GB CF card
	PCIER-900-R10	Riser card for IBX-900 with one PCIe x16 slot, one PCIe x1 slot and one PCIe mini card slot

## Packing List

1 x IBX POS PC	1 x Power cord	1 x Screw set	1 x Utility CD
1 x Power adapter (for IBX-700 only)	1 x DVD-ROM SATA cable	1 x CF Card Slot Cover	4 x Foot pad

## Ordering Information

Part No.	Description
IBX-700D-9153-R10-WS000/CM370/1GB/80G	Integrated service computer with Intel® Celeron® M 1.5GHz / 1MB L2 cache processor 370, 1GB DDR2 memory, 12V DC input, white color, RoHS
IBX-800A-9452-R10/T5500/1GB	Integrated service computer with Intel® Core™ Duo 1.66GHz / 2MB L2 cache processor T5500, 1GB DDR2 memory, 90V-264VAC in, 150W power supply, white color, RoHS
IBX-900A-Q354-R10-WS000/E8400/1GB/80G	Integrated service computer with Intel® Core™ 2 Duo 3.0GHz / 6MB L2 cache processor E8400, 1GB DDR2 memory, 90V-264V AC in, 270W power supply, white color, RoHS