

WIDS-515A-G41 / WIDS-517A-G41

15"/17" Quad Core Wireless Industrial Panel PC with One PCI/PCIe Slot

Wireless+Quad Core+DDR3

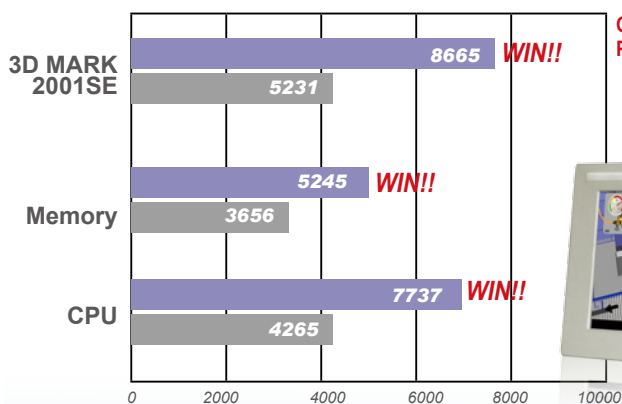


Key Features

- 15" and 17" Wireless panel PC with touchscreen
- Embedded PIFA antenna and mini PCIe 802.11b/g/n wireless module
- Heavy-duty design with anti-rust chassis with aluminum IP65 compliant front panel
- Powered by high performance Intel® Core™2 Extreme/Quad/Duo and Celeron® processor supports up to 1333MHz FSB with Intel® G41 chipset
- System memory supports dual channel DDR3 DIMM up to 4 GB
- Offers one expansion slot for PCI/PCIe1 add-on cards
- Dual gigabit Ethernet
- Versatile mounting solution: panel/wall/rack/stand mounting
- IEI One Key Recovery solution allows you to create rapid OS backup and recovery

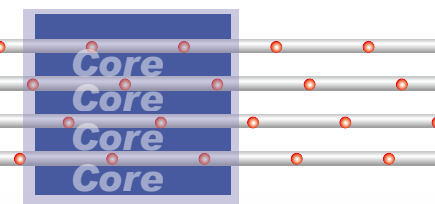


Easily Upgrade to the Quad Core CPU without Additional Mechanism Rebuilding Costs!



Quad Core Industrial Panel PC Performance Comparison

- Intel® G41 chipset
- Core 2 Quad Q9400 (2.66GHz, 1333MHz FSB, 6MB L2 Cache)
- Two DDR3 1066MHz (4GB)
- Intel® 945G chipset
- Pentium® Dual Core E6400 (2.13GHz, 1066MHz FSB, 2MB L2)
- One DDR2 800MHz (512MB)



Multitasking Quad Core!



Fast 802.11b/g/n Transmission

Efficient PIFA antenna

WIDS wireless technology utilizes the most efficient antenna type available on the market-PIFA (planar inverted-F antenna). This particular antenna creates an exceptionally uniform 3D signal sphere through its inverted-F design, which generates an omni-directional signal field.




Wireless 802.11 b/g/n PCIe Mini Card Preinstalled
 Provides leading 802.11b/g/n performance supporting up to 300 Mbps physical data rates, which enables up to 10 times the throughput and more than twice the range of 802.11b/g solutions.



Fast 802.11b/g/n Transmission

Efficient PIFA antenna



Museum Guiding System/Easily rack mount with wireless Capability and without mechanical interference


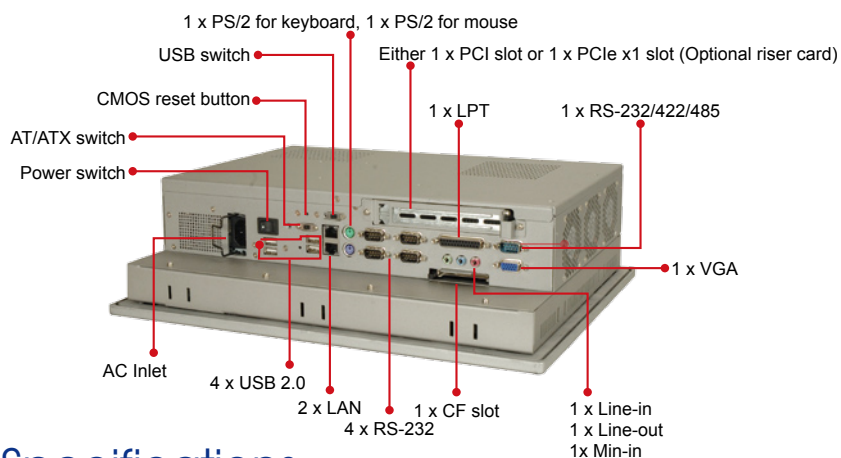
IP 65 Security Front USB Port

Designed for industrial use, WIDS waterproof front USB cover is based around the standard USB interface, with USB Ver.2 performance offering data transfer up to 480Mbps.

Front USB function switch allow user to enable or disable the front USB port function. Depends on application and security demands, the system administrator can easily make decision to release the front USB port or not.



I/O Interface



Specifications

Model		WIDS-515A-G41	WIDS-517A-G41
Display	LCD Size	15"	17"
	Max Resolution	1024(W) x 768(H)	1280(W) x 1024(H)
	Brightness (cd/m ²)	350	380
	Contrast Ratio	700:1	1000 : 1 (Typ)
	LCD Color	16.2M	16.7M
	Pixel Pitch (mm)	0.297(H) x 0.297(V)	0.264(H) x 0.264(V)
	Viewing Angle (V-H)	125°/140°	160°/170°
	Backlight MTBF (hrs)	50,000	50,000
Motherboard	SBC Model	POS-G41-R10	
	CPU	LGA 775 Intel® Core™ 2 Extreme/Quad/Duo, Celeron with a 1333/1066/800MHz FSB support	
	Chipset	Intel® G41 + Intel® ICH7	
	RAM	Supports two 800/1066MHz DDRIII DIMM (4GB Max.)	
I/O Ports and Switches	4 x RS232 COM port		
	1 x RS-232/422/485 port		
	2 x RJ-45 for LAN port		
	4 x USB 2.0		
	1 x VGA port		
	1 x Audio (Line-in, Line-out, MIC-in)		
	1 x LPT		
	1 x PS/2 (KB/MS)		
	1 x Power switch		
	1 x AT / ATX switch		
Driver Bay	HDD Driver Bay	1 x 2.5" SATA/IDE HDD bay with anti-shock	
	SSD	CF Type II	
	CD-ROM Driver Bay	Slim type CD-ROM bay	
Extension Slot		Either 1 x PCI slot or 1 x PCIe x 1 slot (Optional riser card) 1 x PCIe Mini card (For Wireless 802.11 b/g/n module)	
Physical	Construction Front Panel	Aluminum	
	Construction Chasis	Heavy-duty steel	
	Mounting Front Panel Color	Panel, Wall, Rack, Stand and Arm VESA 100mm x 100mm silver (Pantone 8001C)	
	Dimensions (WxHxD) (mm)	410 x 309 x 110.5	452 x 356 x 115
	Net/Gross Weight	7 Kg / 11 Kg	8 Kg / 12 Kg
	Operating Temperature (°C)	-10°C ~50°C	-10°C ~50°C
	Environment Storage Temperature (°C)	-20°C ~60°C	-20°C ~60°C
	Vibration	5~17Hz, 0.1" double amplitude displacement 17~640Hz, 1.5G acceleration peak to peak	
	Shock	10G acceleration part to part (11ms)	
	Touch Screen		Resistive Type 5-Wire with RS-232 interface
Power Supply	AC Input	AC Input ATX Power Supply - P/N: ACE-A622A-RS - 220W Power Supply - Input: 90VAC~264VAC, 50/60Hz - Output(max.): 3.3A@14A, 5V@16A, 12V@10A, -12V@0.8A	
	DC Input	DC Input ATX Power Supply - P/N: ACE-4520C-RS - 200W Power Supply - Input: 24 VDC(18~36 VDC), 50/60Hz - Output(max.): 3.3A@12A, 5V@12A, 12V@15.4A, -12V@0.5A	

Dimensions (Unit: mm)

Technical drawings of WIDS-515A-G41 showing front, side, and rear views with dimensions. Key dimensions include: 383.6 (width), 124.5 (height), 116.5 (height), 135 (width), 410 (width), 205 (width), 329 (height), 164.5 (height), 140 (height), 302.6 (height), 290 (width), 100 (width), 50 (width), 40 (width), 200 (width), 305.6 (height), and 329 (height).

WIDS-515A-G41

Suggested Cut out size: 386.6 (width), 305.6 (height).

Technical drawings of WIDS-517A-G41 showing front, side, and rear views with dimensions. Key dimensions include: 421.5 (width), 123 (height), 115 (height), 102 (height), 150 (width), 451.98 (width), 225.99 (width), 375.96 (height), 187.98 (height), 160 (height), 347.75 (height), 375.96 (height), 350 (width), 140 (width), 50 (width), 100 (width), 120 (width), 300 (width), 424.5 (width), and 350.75 (height).

WIDS-517A-G41

Suggested Cut out size: 424.5 (width), 350.75 (height).

Options

Part Number	Description
19Z00-000112-RS	IDE CD-ROM Installation Kit (W/O IDE cable)
41019-0393C0-00-RS	IDE HDD Bracket
32200-000037-RS	25cm HDD IDE Cable

Packing List

Item	P/N	Q'ty
User's Manual CD-ROM		1
SATA CD-ROM Cable	32803-000300-100-RS	1
Power Cord	32000-000002-RS	1
Panel Mount Kit	19Z00-000024-RS	1
Wall Mount Kit	41020-016102-00-RS	1
Touch Pen		1
Power Supply		1

IQ Mounting Options


Item	WIDS-515A	WIDS-517A
Panel Mount Kit	PK-170M	
Wall Mount Kit	WK-190MS-R10	
Rack Mount Kit	WIDSRK-150MS-R10	WIDS-RK-170MS-RS
Stand	STAND-210-R11	
ARM	ARM-31-RS	

Ordering Information

15" PPC	AC Input	WIDS-515A-G41-E15/R/1G-R10	15" 350 cd/m ² XGA Wireless Panel PC with POS-G41, Celeron Dual Core E1500 2.2GHz CPU, 1GB DDR3 RAM, silver color, PSU ACE-A622A, touch screen, w/o riser card
		WIDS-515A-G41-Q94/R/1G-R10	15" 350 cd/m ² XGA Wireless Panel PC with POS-G41, Core 2 Quad Q9400 2.66GHz CPU, 1GB DDR3 RAM, silver color, PSU ACE-A622A, touch screen, w/o riser card
	18~36 V DC input	WIDS-515AD-G41-E15/R/1G-R10	15" 350 cd/m ² XGA Wireless Panel PC with POS-G41, Celeron Dual Core E1500 2.2GHz CPU, 1GB DDR3 RAM, silver color, PSU ACE-4520C, touch screen, w/o riser card
		WIDS-515AD-G41-Q94/R/1G-R10	15" 350 cd/m ² XGA Wireless Panel PC with POS-G41, Core 2 Quad Q9400 2.66GHz CPU, 1GB DDR3 RAM, silver color, PSU ACE-4520C, touch screen, w/o riser card
17" PPC	AC Input	WIDS-517A-G41-E15/R/1G-R10	17" 380 cd/m ² SXGA Wireless Panel PC with POS-G41, Celeron Dual Core E1500 2.2GHz CPU, 1GB DDR3 RAM, silver color, PSU ACE-A622A, touch screen, w/o riser card
		WIDS-517A-G41-Q94/R/1G-R10	17" 380 cd/m ² SXGA Wireless Panel PC with POS-G41, Core 2 Quad Q9400 2.66GHz, 1GB DDR3 RAM, silver color, ACE-A622A, touch screen, w/o riser card
	18~36 V DC input	WIDS-517AD-G41-E15/R/1G-R10	17" 380 cd/m ² SXGA Wireless Panel PC with POS-G41, Celeron Dual Core E1500 2.2GHz CPU, 1GB DDR3 RAM, silver color, PSU ACE-4520C, touch screen, w/o riser card
		WIDS-517AD-G41-Q94/R/1G-R10	17" 380 cd/m ² SXGA Wireless Panel PC with POS-G41, Core 2 Quad Q9400 2.66GHz CPU, 1GB DDR3 RAM, silver color, PSU ACE-4520C, touch screen, w/o riser card
Riser Card	PCIR-01H-R10	1-Slot PCI riser card	
	PCIER-101H-R10	1-Slot PCIe x 1 riser card	



PCIE x4 slot with PCIe x1 signal riser card



One Slot PCI riser card