



EBC-1000G

Embedded Chassis for WAFER Series SBC



Features

- ◆ RoHS compliant design
- ◆ One 2.5" hard drive bay
- ◆ One 4 cm cooling fan
- ◆ AC/DC power supply compatible

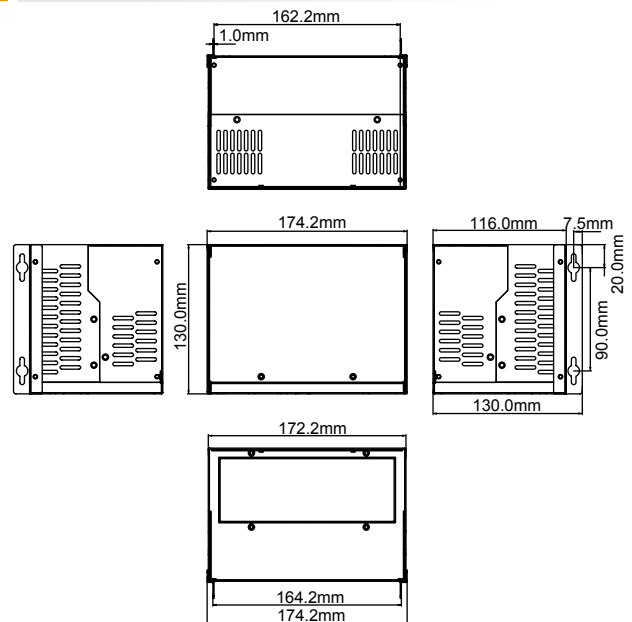


SBC model	WAFER-LX2	WAFER-6612	WAFER-LX	WAFER-GX
SBC				
CPU	AMD® Geode LX 800 500 MHz	Intel® Pentium® M/Celeron®M CPU	AMD® Geode LX 800 500 MHz	AMD® Geode GX 466 333 MHz
I/O Bracket	BK-LX2-RS with 4 x COM	BK-6612-RS with 2 x PS/2	BK-LX800-RS-R11 with 2 x PS/2	BK-LX800-RS-R11 with 2 x PS/2

Specifications

Construction	Heavy duty metal
SBC Form Factor	3.5" WAFER series SBC
Drive Bays	1 x 2.5" HDD
Cooling Fans	1 x 4 cm
Indicators	Power, HDD
Buttons	Power switch
Operating Temperature	0°C~50°C
Operation Humidity	10% ~ 90%
Color	B: Black
Weight (Net/Gross)	1.2 kg / 2.2 kg
Dimensions (DxWxH)	130 mm x 172.2 mm x 116 mm

Dimensions



Ordering Information

Part No.	Description
EBC-1000GB/ACE-890AP	Industrial embedded chassis for WAFER series SBC, black, with ACE-890AP-RS, RoHS
BK-6612-RS	I/O bracket for WAFER-6612, black, RoHS
BK-LX800-RS-R11	I/O bracket for WAFER-LX/ GX, black, RoHS
BK-LX2-RS-R10	I/O bracket for WAFER-LX2-800, black, RoHS

Power Supply Options

Type	Model No.	Input Type	Watt
AT	ACE-890A-RS	AC	86W
	ACE-890AP-R20-RS	AC	86W
	ACE-890V-RS	12 VDC	72W
	ACE-890C-RS	24 VDC	86W
	ACE-890T-RS	48 VDC	86W
	ACE-890P-RS	100 VDC	86W

1

Industrial Computing Solutions

2

Embedded Computing Solutions

3

RISC-Based Embedded Solutions

4

Industrial Data Collector/ Server Solutions

5

Video Capture Solutions

6

I/O Communication Solutions

7

Panel Solutions

8

Power Supply/ Network Communication/ Peripherals