

# PAC-1700G

7-slot Full-size Compact Chassis

1 Industrial Computing Solutions

2 Embedded Computing Solutions

3 RISC-Based Embedded Solutions


4 Industrial Data Collector/Server Solutions

5 Video Capture Solutions

6 I/O Communication Solutions

7 Panel Solutions


8 Power Supply/Network Communication/Peripherals



CD-ROM, FDD and HDD are not included in package



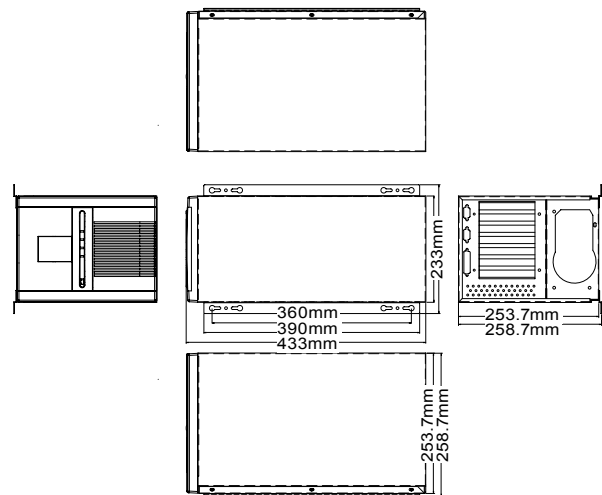
Replaceable fan filter



8 cm cooling fan



## Dimensions



## Features

- ◆ RoHS compliant design
- ◆ One 5.25" and one 3.5" drive bay
- ◆ Two 3.5" internal HDD bays
- ◆ Seven expansion slots, compatible with full-size SBC
- ◆ 7 expansion slots, compatible with full-size SBC

## Specifications

◆ Construction	Metal with plastic front panel
◆ SBC Form Factor	Full-size, slot CPU card
◆ Drive Bays	1 x front-accessible 3.5"
	1 x 5.25"
	2 x 3.5" HDD
◆ Cooling Fans	1 x 8cm
◆ I/O openings	1 x LPT, 2 x COM
◆ Expansion Slots	7 slots
◆ Indicators	Power, HDD
◆ Button	Power switch, reset
◆ Operating Temperature	0°C~50°C
◆ Operation Humidity	10% ~ 90%
◆ Color	B: Black
◆ Weight (Net/Gross)	6 kg / 8.4 kg
◆ Dimensions (DxWxH)	433 mm x 233 mm x 253.7 mm

## Backplane Options

Model No.	SBC Type	PCI	ISA	PCIe			PSU Connector
				x1	x4	x16	
IP-7SA-RS-R40	PCISA	4	2	0	0	0	AT
PCI-7S-RS-R41	PICMG 1.0	4	3	0	0	0	AT/ATX
<sup>1</sup> PE-7S-R40	PICMG 1.3	3	0	2	0	1	ATX
<sup>1</sup> PE-7S2-R40	PICMG 1.3	1	0	4	0	1	ATX
HPE-7S1-R40	PCI/PIC0e	4	0	2	0	0	ATX

<sup>1</sup> Only R20 or later version can support PICMG 1.3 backplane.

## Power Supply Options

Type	Model No.	Watt
AT	ACE-925AP-U-RS	250W
	ACE-940AP-RS	390W
ATX	ACE-832AP-RS	300W
	ACE-841AP-S-RS	400W

PAC-1700G can support single PS/2 PSU. For more models of IEI PSU, please visit [www.ieiworld.com](http://www.ieiworld.com).

## Ordering Information

Part No.	Description
PAC-1700GB/ ACE-832AP	7-slot full-size chassis, black, with ACE-832AP-RS, RoHS