

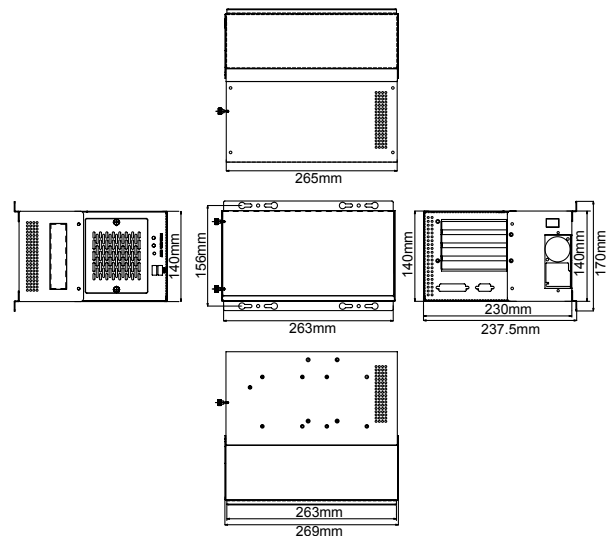


# PAC-42GH

## 4-slot Half-size Compact Chassis



### Dimensions



### Features

- ◆ Two USB ports on the front panel
- ◆ One, 8 cm cooling fan with replaceable filter
- ◆ Supports one 3.5" HDD or two 2.5" HDDs

### Specifications

◆ Construction	Heavy duty metal
◆ SBC Form Factor	Half-size, slot CPU cards
◆ Drive Combinatons	1 x front-accessible 3.5" and 1 x 3.5" HDD or 1 x front-accessible 3.5" and 2 x 2.5" HDD
◆ Cooling Fans	1 x 8 cm
◆ I/O ports	2 x USB
◆ I/O Openings	1 x LPT, 1 x COM
◆ Expansion Slots	4 slots
◆ Indicators	Power, HDD
◆ Button	Power switch, reset
◆ Operating Temperature	0°C~50°C
◆ Operation Humidity	10% ~ 90%
◆ Color	W: White
◆ Weight (Net / Gross)	3.9 kg / 6.1 kg
◆ Dimensions (DxWxH)	269 mm x 140 mm x 230 mm

### Ordering Information

Part No.	Description
PAC-42GHW/ACE-916AP/IP-4S	4-slot half-size chassis with ACE-916AP-RS and IP-4S-RS-R40, RoHS
PAC-42GHW/ACE-916AP/BP-4S	4-slot Half-size chassis with ACE-916AP-RS and BP-4S-RS-R40, RoHS
PAC-42GHW/ACE-916AP/IP-4S2	4-slot half-size chassis with ACE-916AP-RS and IP-4S2-RS-R40, RoHS

### Backplane Options

Model No.	SBC Type	PCI	ISA	PCIe			PSU Connector
				x1	x4	x16	
BP-4S-RS-R40	ISA	0	4	0	0	0	AT
IP-4S-RSR40	PCISA	3	0	0	0	0	AT
IP-4S2-RSR40	PCISA	2	1	0	0	0	ATX
IP-4SA-RSR40	PCISA	3	0	0	0	0	ATX
HPE-4S1-R40	PCI/PICoE	3	0	0	0	0	ATX
HPE-4S2-R40	PCI/PICoE	2	0	0	1	0	ATX

### Power Supply Options

Type	Model No.	Watt
AT	ACE-916AP-RS	150W
ATX	ACE-4518AP-RS	150W

PAC-42GH can support single 1U height PSU. For more models of IEI PSU, please visit [www.ieiworld.com](http://www.ieiworld.com)

1 Industrial Computing Solutions

2 Embedded Computing Solutions

3 RISC-Based Embedded Solutions

4 Industrial Data Collector/ Server Solutions

5 Video Capture Solutions

6 I/O Communication Solutions

7 Panel Solutions

8 Power Supply/ Network Communication/ Peripherals