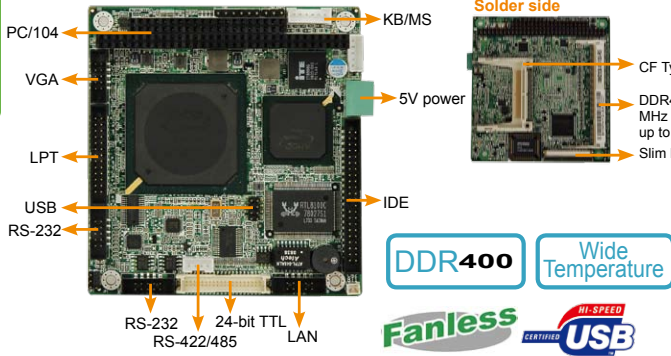


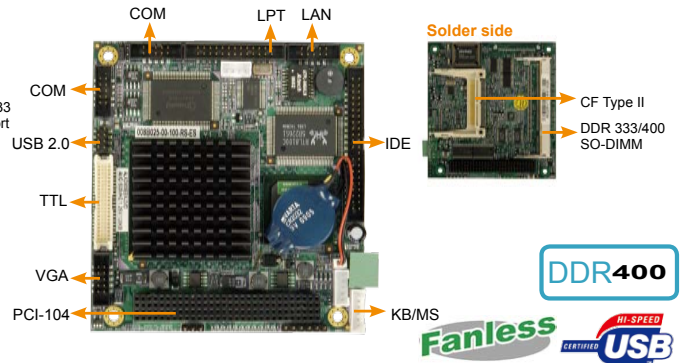
# PM-LX2

AMD® Geode™ LX800 CPU on-board PC/104 Module



# PM-LX

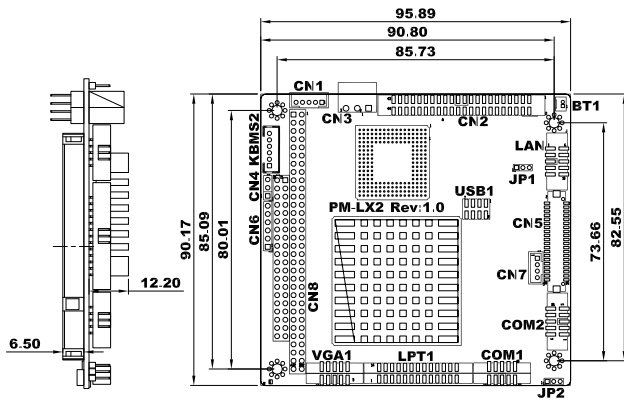
AMD LX800 CPU on-board PCI-104 Module



## Specifications

- ◆ CPU  
AMD® Geode™ LX800 500MHz processor
- ◆ System Chipset  
AMD® Geode™ LX800 + CS5536
- ◆ BIOS  
Award BIOS
- ◆ Display  
CRT integrated in AMD® LX800  
24 bit TTL integrated in AMD® LX800
- ◆ System Memory  
One 200-pin 400MHz DDR SDRAM  
SO-DIMM supported (system max. 1GB)
- ◆ Super I/O  
SMSC 3114
- ◆ Ethernet  
One Realtek RTL8100C 10/100Mbps  
Ethernet Chipset
- ◆ I/O interface  
2 x USB 2.0  
2 x RS232  
1 x RS-422/485  
1 x PS/2 for KB/MS  
1 x LPT  
1 x Slim FDD  
1 x CF Type II  
1 x IDE
- ◆ Audio  
N/A
- ◆ Display Interface  
VGA integrated in AMD® Geode™ LX800  
24-bit TTL
- ◆ WDT  
Software programmable support 1~255 sec. System reset.
- ◆ Digital I/O  
N/A
- ◆ Extensions  
1 x PC/104 support by ITE IT8888G
- ◆ Power Supply  
5V only, AT support
- ◆ Power Consumption  
5V@ 1.09A (AMD® Geode™ LX800 with 512MB DDR400)
- ◆ Temperature  
Operation:  
PM-LX2-800-R10: 0°C~60°C  
PM-LX2-800W-R10: -40°C~70°C
- ◆ Humidity  
Operation: 5% ~95 non-condensing
- ◆ Dimensions: 95 mm x 95 mm
- ◆ Weight  
GW: 500g NW 110g

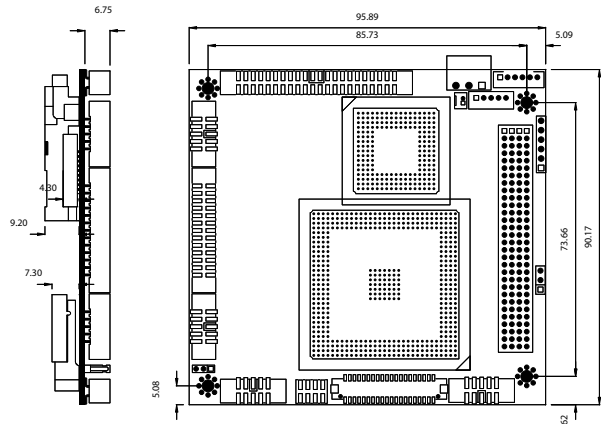
## Dimensions (mm)



## Specifications

- ◆ CPU  
On board AMD® Geode™ LX800(500MHz) processor
- ◆ System Chipset  
AMD® LX800 + AMD® CS5536
- ◆ BIOS  
Award BIOS
- ◆ System Memory  
One 200-pin 400/333MHz DDR SDRAM  
SO-DIMM supported (System max. 1GB)
- ◆ Ethernet  
10/100Mbps Realtek RTL8100C Ethernet chipset
- ◆ I/O Interface  
2 x USB 2.0  
1 x LPT  
2 x RS-232  
1 x RS-422/485  
1 x PS/2 for KB/MS  
1 x IDE
- ◆ Expansions  
1 x PCI-104
- ◆ Super I/O  
W83627EHG
- ◆ SSD  
CF Type II
- ◆ Display Interface  
VGA integrated in LX800  
24-bit TTL
- ◆ Watchdog Timer  
Software programmable supports 1-255 sec. system reset
- ◆ Power Supply  
5V only, AT support
- ◆ Power Consumption  
5V@1.13A  
(LX800-500 MHz, DDR 400/1G RAM)
- ◆ Temperature  
Operating: 0°~60°C
- ◆ Humidity  
Operating: 5%~95%,
- ◆ Dimensions  
95 mm(L) x 95 mm(W)
- ◆ Weight  
GW:500 g, NW:110 g

## Dimensions (mm)



## Packing List

1 x PM-LX2 Single Board Computer	1 x ATA33 flat cable (P/N:32200-000009-RS)
1 x PS/2 KB/MS Cable (P/N: 32000-023800-RS)	1 x Power Cable (P/N: 32000-130200-RS)
1 x Dual USB cable (P/N: 32000-070301-RS)	1 x VGA Cable (P/N: 32000-033804-RS)
1 x LAN Cable (P/N: 32000-055702-RS)	2 x RS-232 Cable (P/N: 32200-000049-RS)
1 x Mini Jumper Pack	1 x KB/MS Y cable (P/N:32000-023800-RS)
1 x Utility CD	1 x QIG

## Ordering Information

Part No.	Description
PM-LX2-800-R10	PC/104 SBC with AMD® LX800 500 MHz, VGA/TTL, LAN, USB2,0 and CFII
PM-LX2-800W-R10	PC/104 SBC with AMD® LX800 500 MHz, VGA/TTL, LAN, USB2,0 and CFII, Industrial Grade -40~85°C
32200-000049-RS	FDD Cable
32200-015100-RS	LPT Cable
32200-074800-RS	RS-422/485 Cable

## Packing List

1 x PM-LX single board computer	
1 x Mini jumper pack	
1 x ATA33 flat cable (P/N:32200-000009-RS)	
2 x RS-232 Cable (P/N:32200-000049-RS)	
1 x USB cable (P/N: P/N:32000-070301-RS)	
1 x VGA cable ( P/N:32000-033804-RS)	
1 x LAN cable (P/N:32000-055702-RS)	
1 x Power Cable (P/N:32100-130300-RS)	
1 x KB/MS Y cable (P/N:32000-023800-RS)	
1 x Utility CD	1 x QIG

## Ordering Information

Part No.	Description
PM-LX-800-R11	PCI-104 SBC with AMD® LX800 Processor , VGA/TTL, LAN, USB 2.0, CF Type II
32200-015100-RS	LPT Cable
32200-074800-RS	RS-422/485 Cable

1 Industrial Computing Solutions

2 Embedded Computing Solutions

3 RISC-Based Embedded Solutions

4 Industrial Data Collector/ Server Solutions

5 Video Capture Solutions

6 I/O Communication Solutions

7 Panel Solutions

8 Power Supply/ Network Communication/ Peripherals