


# RACK-360G

## 4U 14-slot Full-size Rackmount Chassis



RACK-360GW




RACK-360GB




Replaceable Fan Filter



Front accessible I/O



Anti-vibration Card Clamp



Flexible drive combinations

### Features

- ◆ Cost effective, RoHS compatible design
- ◆ Flexible drive combinations
- ◆ Two USB ports on the front panel
- ◆ 12 cm cooling fan with replaceable fan filter
- ◆ Lockable door prevents unauthorized access

### Specifications

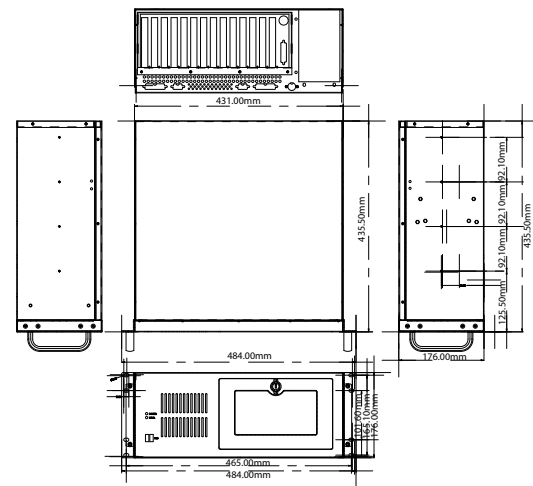
◆ Construction	Heavy duty metal
◆ SBC Form Factor	Full-size, slot CPU card
◆ Drive Combinations	3 x 5.25" + 1 x 3.5" HDD or 2 x 5.25" + 2 x 3.5" HDD or 2 x 5.25" + 1 x 3.5" HDD + 1 x front accessible 3.5" or 2 x 5.25" + 2 x front accessible 3.5"
◆ Cooling Fans	1 x 12 cm
◆ I/O Ports	2 x USB
◆ I/O Openings	2 x COM, 2 x LPT
◆ Expansion Slots	14 slots for RACK-360G 7 slots for RACK-360GATX
◆ Indicators	Power, HDD
◆ Buttons	Power switch, reset button
◆ Operating Temperature	0°C~50°C
◆ Operation Humidity	10% ~ 90%
◆ Color	B: Black / W: White
◆ Weight (Net/ Gross)	11 kg / 15.4 kg
◆ Dimension (DxWxH)	435.5 mm x 431 mm x 176 mm

### Ordering Information

Part No.	Description
RACK-360G [C] /ACE-935AL	4U 14-slot rackmount chassis, with ACE-935AL-RS, RoHS
RACK-360G [C] /ACE-832AP	4U 14-slot rackmount chassis, with ACE-832AP-RS, RoHS
RACK-360G [C] ATX/ACE-832AP	4U ATX MB rackmount chassis, with ACE-832AP-RS, RoHS

[C] Color Code: B-Black W-White

### Dimensions



### Backplane Options

Model No.	SBC Type	PCI	ISA	PCIe			PSU Connector
				x1	x4	x16	
PCI-13SD-RS-R40	PICMG 1.0	3+4	3+3	0	0	0	AT/ATX
PCI-14S2-RS-R40	PICMG 1.0	4	8	0	0	0	AT/ATX
PCI-14S3-RS-R40	PICMG 1.0	4	9	0	0	0	AT/ATX
PX-14S3-RS-R41	PICMG 1.0	12	2	0	0	0	AT/ATX
PX-14S5-RS-R41	PICMG 1.0	7	6	0	0	0	AT/ATX
BP-14S-RS-R40	ISA	0	14	0	0	0	AT
PE-6S-R41	PICMG 1.3	2	0	2	0	1	ATX
PE-10S-R40	PICMG 1.3	4	0	4	0	1	ATX
PE-10S2-R40	PICMG 1.3	4	0	4	0	1	ATX
PE-13SD-R40	PICMG 1.3	4	0	4	1	2	ATX
PXE-13S-R42	PICMG 1.3	8	0	3	0	1	ATX
SPXE-14S	PICMG 1.3	0	0	12	0	0	ATX

### Power Supply Options

Type	Model No.	Watt
AT	ACE-935AL-RS	300W
	ACE-940AP-RS	390W
ATX	ACE-841AP-S-RS	400W
	ACE-850AP-RS	500W
	ACE-4860AP-RS	600W
ATX Reduandant	ACE-R4130AP-RS	300W

RACK-360G can support single PS/2 PSU. For more models of IEI PSU, please visit [www.ieiworld.com](http://www.ieiworld.com)

1 Industrial Computing Solutions

2 Embedded Computing Solutions

3 RISC-Based Embedded Solutions

4 Industrial Data Collector/Server Solutions

5 Video Capture Solutions

6 I/O Communication Solutions

7 Panel Solutions

8 Power Supply/Network Communication/Peripherals