

WIDS Industrial Panel PC

WIDS-515A-H61

15" IP65 Heavy Industrial Panel PC with Wi-Fi



WIDS-517A-H61

17" IP65 Heavy Industrial Panel PC with Wi-Fi



- Intel® H61 Express Chipset with 2nd/3rd Generation Intel® Core™, Pentium® and Celeron® processor
- Built-in PCIe Mini 802.11b/g/n wireless module for panel mount installation
- High brightness TFT-LCD panel with LED backlight
- Multiple storage options: 2.5" SATA HDD, CF slot, and mSATA
- Dual Ethernet provides continuous network service and allows sharing among different workgroups in two different subnets
- Optional PCI / PCIe x1 expansion slot
- Optional slim type CD-ROM drive bay
- IP 65 compliant front panel
- IEI One Key Recovery solution allows you to create rapid OS backup and recovery (Over 4GB storage capacity)



Specifications

Model		WIDS-515A	WIDS-517A
Display	LCD Size	15"	17"
	Max Resolution	1024(W) x 768(H)	1280(W) x 1024(H)
	Brightness (cd/m ²)	400	350
	Contrast Ratio	700:1	800:1
	LCD Color	16.2M	16.7M
	Pixel Pitch (mm)	0.297 x 0.297	0.264 x 0.264
	Viewing Angle (V-H)	140°/160°	170°/160°
	Backlight MTBF (hrs)	50,000	
Touch	Touch Screen	Resistive Type 5-Wire with RS-232 interface	
	Touch Controller	DMC 9000	
Motherboard	SBC Model	POS-H61	
	CPU	2nd/3rd Generation Intel® Core™ i7/ i5/ i3, Pentium® and Celeron® processor	
	Chipset	Intel® H61	
	RAM	2 x 204-pin DDR3 SO-DIMM slot (max. 16GB)	
	Ethernet	Realtek RTL8111E PCIe GbE controller supporting ASF 2.0	
	Audio Codec	Realtek ALC662 HD audio codec	
I/O Ports and Switches		4 x RS232 COM Port 1 x RS-232/422/485 Port 2 x RJ-45 for LAN Port 2 x SFP Fiber LAN 4 x USB 2.0 & 2 x USB 3.0 on rear 2 x USB 2.0 on front 1 x VGA Port 1 x Audio (Line-out, MIC-in) 1 x Power Switch 1 x AT / ATX Switch 1 x PCI/ PCIe expansion slot	4 x RS232 COM Port 1 x RS-232/422/485 Port 2 x RJ-45 for LAN Port 2 x SFP Fiber LAN 4 x USB 2.0 & 2 x USB 3.0 on rear 2 x USB 2.0 on front 1 x VGA Port 1 x Audio (Line-out, MIC-in) 1 x Power Switch 1 x AT / ATX Switch 1 x PCI/ PCIe expansion slot
		1 x 2.5" SATA HDD bay with anti-shook	
Driver Bay	HDD Driver Bay	1 x 2.5" SATA HDD bay with anti-shook	
	SSD	CF Type II, mSATA (optional)	
	CD-ROM Driver Bay	Slim Type CD-ROM Bay	
Wireless	IEEE 802.11b/g/n 2T2R mode WLAN via internal PCIe Mini card interface		
Extension Slot	Either 1 x PCI slot or 1 x PCIe slot 1 x PCIe Mini card		
Physical	Front Panel Construction	Aluminum	
	Construction Chassis	Heavy-duty Steel	
	Mounting Front Panel Color	Panel, Wall, Rack, Stand and Arm VESA 100mm x 100mm Silver (Pantone 8001C)	
	Dimension (WxHxD) (mm)	410 x 329 x 123	452 x 376 x 123
	Net Gross Weight	7 Kg / 11 Kg	8 Kg / 12 Kg
	Operating Temperature (°C) (Ambient with air flow)	-20°C ~ 60°C	-20°C ~ 60°C
	Environment Storage Temperature (°C)	-30°C ~ 70°C	-30°C ~ 70°C
	Humidity	10% to 95% (non-condensing)	
	Vibration	5~17Hz, 0.1" double amplitude displacement 17~640Hz, 1.5G acceleration peak to peak	
	Shoock	10G acceleration part to part (11ms)	
Power Supply	ATX AC-Input	AC Input ATX power supply - P/N: 63000-ACEA622A166-RS - 220W power supply - Input: 90VAC~264VAC, 50/60Hz - Output(max.): 3.3V@14A, 5V@16A, 12V@10A, -12V@0.8A	AC Input ATX power supply - P/N: 63000-ACEA622A166-RS - 220W power supply - Input: 90VAC~264VAC, 50/60Hz - Output(max.): 3.3V@14A, 5V@16A, 12V@10A, -12V@0.8A
	DC Input	DC Input ATX power supply - P/N: ACE-4520C-RS - 200W power supply - Input: 24 VDC(18~36 VDC) - Output(max.): 3.3V@12A, 5V@12A, 12V@15.4A, -12V@0.5A	DC Input ATX power supply - P/N: ACE-4520C-RS - 200W power supply - Input: 24 VDC(18~36 VDC) - Output(max.): 3.3V@12A, 5V@12A, 12V@15.4A, -12V@0.5A


1
IEI Mobile Solutions

2
Automation Panel Solutions

3
PACsmate Medical Solutions

4
Optional Peripherals

IO Interface



Ordering Information

Part No.	Description
15"	WIDS-515A-H61-P/R-R10 15" 400 cd/m2 XGA Panel PC with POS-H61, Pentium Dual Core G6xxT (Above 2.2GHz), TDP 35W, 2GB DDR3 RAM*2, 802.11 b/g/n wireless module, Silver color, PSU ACE-A622A, touch screen, RoHS
	WIDS-515AD-H61-P/R-R10 15" 400 cd/m2 XGA Panel PC with POS-H61, Pentium Dual Core G6xxT (Above 2.2GHz), TDP 35W, 2GB DDR3 RAM*2, 802.11 b/g/n wireless module, Silver color, PSU ACE-4520C, touch screen, RoHS
	WIDS-515A-H61-i3/R-R10 15" 400 cd/m2 XGA Panel PC with POS-H61, Core i3 Dual Core 2xxxT CPU (Above 2.5GHz), TDP 35W, 2GB DDR3 RAM*2, 802.11 b/g/n wireless module, Silver color, PSU ACE-A622A, touch screen, RoHS
	WIDS-515AD-H61-i3/R-R10 15" 400 cd/m2 XGA Panel PC with POS-H61, Core i3 Dual Core 2xxxT CPU (Above 2.5GHz), TDP 35W, 2GB DDR3 RAM*2, 802.11 b/g/n wireless module, Silver color, PSU ACE-4520C, touch screen, RoHS
	WIDS-515A-H61-i5/R-R10 15" 400 cd/m2 XGA Panel PC with POS-H61, Core i5 Dual Core 2xxxTCPU (Above 2.7GHz), TDP 35W, 2GB DDR3 RAM*2, 802.11 b/g/n wireless module, Silver color, PSU ACE-A622A, touch screen, RoHS
	WIDS-515AD-H61-i5/R-R10 15" 400 cd/m2 XGA Panel PC with POS-H61, CCore i5 Dual Core 2xxxTCPU (Above 2.7GHz), TDP 35W, 2GB DDR3 RAM*2, 802.11 b/g/n wireless module, Silver color, PSU ACE-4520C, touch screen, RoHS
17"	WIDS-517A-H61-P/R-R10 17" 350 cd/m2 SXGA Panel PC with POS-H61, Pentium Dual Core G6xxT (Above 2.2GHz), TDP 35W, 2GB DDR3 RAM*2, 802.11 b/g/n wireless module, Silver color, PSU ACE-A622A, touch screen, RoHS
	WIDS-517AD-H61-P/R-R10 17" 350 cd/m2 SXGA Panel PC with POS-H61, Pentium Dual Core G6xxT (Above 2.2GHz), TDP 35W, 2GB DDR3 RAM*2, 802.11 b/g/n wireless module, Silver color, PSU ACE-4520C, touch screen, RoHS
	WIDS-517A-H61-i3/R-R10 17" 350 cd/m2 SXGA Panel PC with POS-H61, Core i3 Dual Core 2xxxT CPU (Above 2.5GHz), TDP 35W, 2GB DDR3 RAM*2, 802.11 b/g/n wireless module, Silver color, PSU ACE-A622A, touch screen, RoHS
	WIDS-517AD-H61-i3/R-R10 17" 350 cd/m2 SXGA Panel PC with POS-H61, Core i3 Dual Core 2xxxT CPU (Above 2.5GHz), TDP 35W, 2GB DDR3 RAM*2, 802.11 b/g/n wireless module, Silver color, PSU ACE-4520C, touch screen, RoHS
	WIDS-517A-H61-i5/R-R10 17" 350 cd/m2 SXGA Panel PC with POS-H61, Core i5 Dual Core 2xxxTCPU (Above 2.7GHz), TDP 35W, 2GB DDR3 RAM*2, 802.11 b/g/n wireless module, Silver color, PSU ACE-A622A, touch screen, RoHS
	WIDS-517AD-H61-i5/R-R10 17" 350 cd/m2 SXGA Panel PC with POS-H61, Core i5 Dual Core 2xxxTCPU (Above 2.7GHz), TDP 35W, 2GB DDR3 RAM*2, 802.11 b/g/n wireless module, Silver color, PSU ACE-4520C, touch screen, RoHS
Riser Card	PCIR-01H-R10 1-Slot PCI riser card
	PCIER-101H-R10 1-Slot PCIe x1 riser card

1

IEIMobile Solutions

Packing List

Item	Part No.	Description
SATA CD-ROM Cable	32803-000300-100-RS	SATA 7+6 P TO SATA 7P /4P POWER
Power Cord	32702-000200-100-RS	EUROPEAN Standard , 1830MM
Panel Mount Kit	19Z00-000024-RS	
Wall Mount Kit	41020-016102-00-RS	WALL MOUNT BRACKET
	41014-057602-00-RS	ULTRA SET PLATE
Touch Pen	43125-0002C0-00-RS	
User's Manual CD-ROM	IEI-7B000-000543-RS	For WIDS-51xA-G41
IEI One Key Recovery CD	IEI-7B000-000478-RS	

2

Automation Panel Solutions

IQ Mounting Options

Item	WIDS-515A	WIDS-517A
Panel Mount Kit		PK-170M
Wall Mount Kit		WK-190MS-R10
Rack Mount Kits	WIDSRK-150MS-R10	WIDSRK-170MS-R10
Stand		STAND-210-R11
ARM		ARM-31-RS

3

PACSmate Medical Solutions

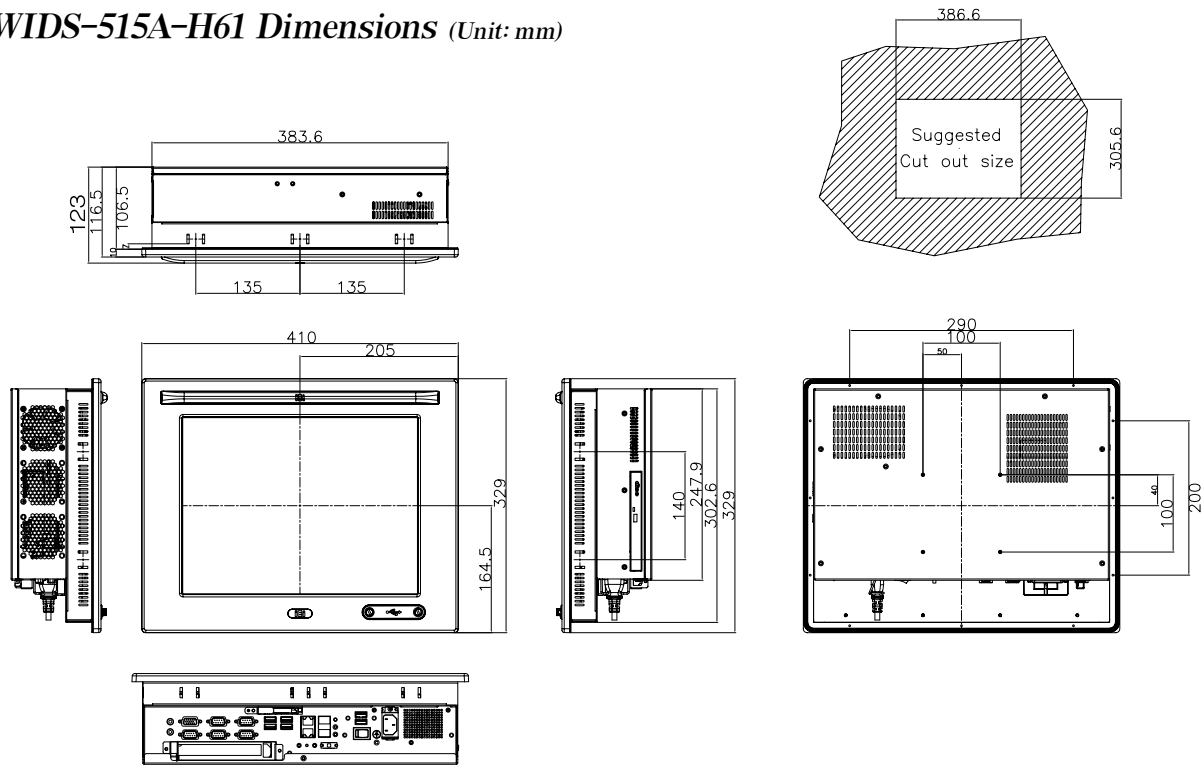
4

Optional Peripherals

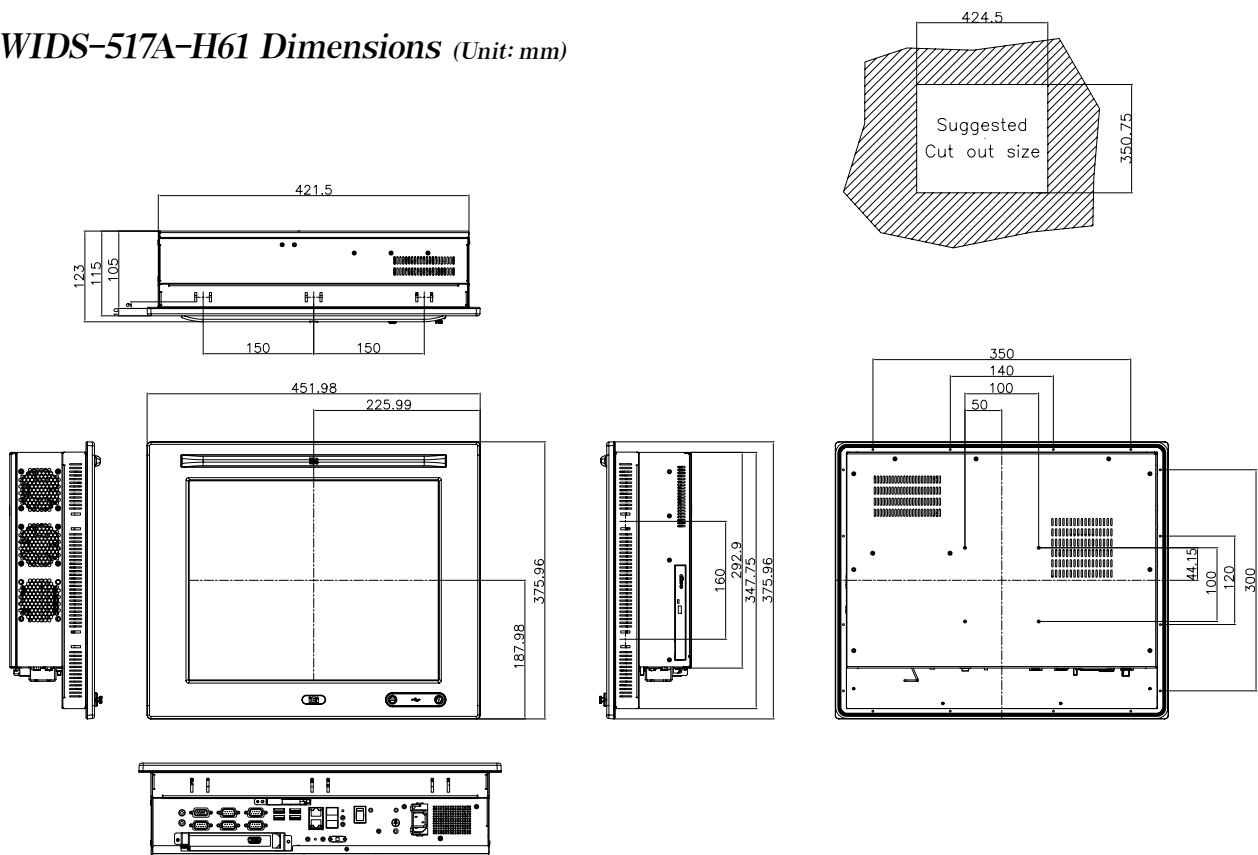
Options

Part Number	Description
73400-AD7760H01-RS	Slim type SATA DVD-ROM

WIDS-515A-H61 Dimensions (Unit: mm)



WIDS-517A-H61 Dimensions (Unit: mm)



1

IEI Mobile Solutions

2

Automation Panel Solutions

3

PACSmate Medical Solutions

4

Optional Peripherals